



**LIFETIME WARRANTY**

**GARANTÍA DE POR VIDA**

Corona® Tools has upgraded our 10-year limited warranty policy to a lifetime warranty\*, which guarantees our products to be free of defects in materials and workmanship for the life of the tool. If a Corona tool is found to be defective, Corona will replace free of charge once the tool has been returned along with the original customer's proof of purchase.

\*Unless otherwise noted



**CORONA®**

**SEASON AFTER SEASON**

**Corona® Tools**

**Distribution Center West**


22440 Temescal Canyon Road, Corona, CA 92883

**Distribution Center East**

6574 Lewis Lane, Louisville, KY 40272

951-737-6515 | 800-847-7863 | sales@coronatools.com

coronatools.com

 Connect with Corona Tools

© 2024 Corona, Inc.



**CORONA®**

**SEASON AFTER SEASON**



**NEW TOOLS**   
**FOR THE PROS**

# WHEELBARROWS



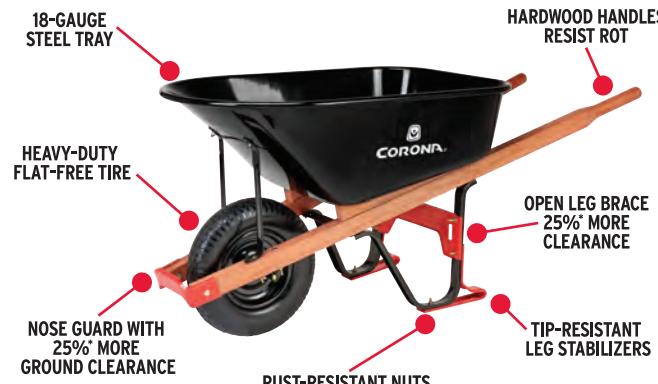
## PRO STEEL WHEELBARROWS

Built with the pros in mind, Corona's new steel wheelbarrows are engineered to meet the strength and durability needs of the construction and landscape industries. The integrated tip-resistant stabilizers on legs help maintain balance during loading, while stainless steel components resist rust for lasting performance. Made with all-weather, rot-resistant hardwood handles and powder-coated 18-gauge steel trays, our professional grade wheelbarrows move easily across rocky terrains while carrying heavy loads. A flat-free or pneumatic tire ensures smooth transport, complemented by an open leg brace and nose guard for 25% more clearance. Designed and assembled in North America, our pro wheelbarrows are backed by a lifetime warranty for defect-free performance, season after season.



### PRO 6 CU. FT. STEEL WHEELBARROW WITH WOOD HANDLES AND FLAT-FREE TIRE WB14063

### PRO 6 CU. FT. STEEL WHEELBARROW WITH WOOD HANDLES AND PNEUMATIC TIRE WB14060



#### REPLACEMENT PARTS

Part Number	Description	Used In
AC50016	Pneumatic Wheel 16"	WB13060, WB12060, WB12160, WB14060
AC50045	Flat-Free Wheel 16"	WB13163, WB12166
AC60007	Wood Handles 60" (Set of 2)	WB13060, WB12060
AC60014	Steel Handles 60" (Set of 2)	WB13163, WB12160, WB12166
AC50152	Pro Flat-Free Wheel 16"	WB14063
AC60091	Pro Handle	WB14060
AC50151	Pro Hardware Kit	WB14060, WB14063
AC50179	Poly Hardware Kit	WB12060, WB12160, WB12166
AC50012	Steel WB Hardware Kit	WB13060, WB13163

## POLY WHEELBARROWS

When your job requires transporting sand, mulch, hay and other landscaping materials, our new line of poly wheelbarrows gets the work done. Offering corrosion-resistant, lightweight poly trays with metal or wood handles, you can easily maneuver your loads across any surface on a single pneumatic tire or on dual flat-free tires for more stable transport.



### 6 CU. FT. POLY WHEELBARROW WITH STEEL HANDLES AND DUAL FLAT-FREE TIRES WB12166

- 6.0 cu. ft. poly wheelbarrow
- Steel handles with soft grip
- Dual flat-free tires for continuous use & stable transport
- Polyurethane tire crush resistant under heavy loads



### 6 CU. FT. POLY WHEELBARROW WITH WOOD HANDLES AND PNEUMATIC TIRE WB12060

- 6.0 cu. ft. poly wheelbarrow
- Durable wood handles
- Pneumatic tire for use in any terrain



### 6 CU. FT. POLY WHEELBARROW WITH STEEL HANDLES AND PNEUMATIC TIRE WB12160

- 6.0 cu. ft. poly wheelbarrow
- Steel handles with soft grip
- Pneumatic tire for use in any terrain

# LONG HANDLED TOOLS



## PRO BORON STEEL SHOVELS

Our new Corona professional shovels are engineered to handle your toughest digging and trenching jobs. Made with 14-gauge boron steel, fully hardened and tempered from blade to socket, these all-weather shovels will power through hard soils and last through the seasons.



Boron steel is ideal for applications where strength is a priority over cost savings



Strength from handle to head that you can feel, from hardwood or fiberglass handles down to the double rivets on the head



Anti-skid step keeps your foot secure in wet and muddy conditions



Extended socket on handle adds more strength and durability

### 14 GAUGE ROUND POINT SHOVELS HARDWOOD HANDLE SS16100



### FIBERGLASS HANDLE SS16120



### HARDWOOD D GRIP HANDLE SS16101



- Boron steel - 2x stronger agricultural grade steel
- Large anti-skid steps
- Extended socket - for strength and safety
- Secure grip - won't come off

### 14 GAUGE SQUARE POINT SHOVELS HARDWOOD HANDLE SS16000



### FIBERGLASS HANDLE SS16020



### HARDWOOD D GRIP HANDLE SS16001



- Boron steel - 2x stronger agricultural grade steel
- Large anti-skid steps
- Extended socket - for strength and safety
- Secure grip - won't come off

### 12 GAUGE TRENCH SHOVELS 4-IN HARDWOOD HANDLE SS16400



- V-shaped blade
- Sole saver step
- Extended socket - for strength and safety
- Secure grip - won't come off

### 5-IN HARDWOOD HANDLE SS16500



- V-shaped blade
- Sole saver step
- Extended socket - for strength and safety
- Secure grip - won't come off



## PRO TOOLS MADE TO LAST

Built for professionals that depend on high-quality tools to get their jobs done, our other long handled tools feature premium hardwood handles or fiberglass handles to provide both comfort and control. Heavy-duty steel or aluminum heads maximize performance while riveted connections secure the heads to the handles.



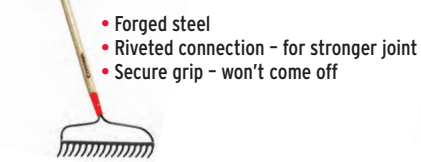
Secure grip for better control



Solid riveted connection keeps the head intact



### 16 TINE HARDWOOD HANDLE BOW RAKE RK16000



### 24 TINE STEEL SPRING BRACE HARDWOOD HANDLE RAKE RK16400



- 54" long wood handle
- Riveted connection - for stronger joint
- Secure grip - won't come off

### 16 TINE FIBERGLASS HANDLE BOW RAKE RK16020



### POST HOLE DIGGER, HERCULES HEAD STYLE, WOOD HANDLES PD16000



- Hercules head
- Optimized pivot point - for wider opening
- Tempered steel - breaks up hard soil
- Secure grip - won't come off

### 36" ALUMINUM LANDSCAPE RAKE RK16630



### 7" MORTAR WOOD HANDLE HOE SH16100



- 7" forged head - for durability
- Riveted connection - for stronger joint
- Secure grip - won't come off

### #10 ALUMINUM WESTERN SCOOP D GRIP SHOVEL SS16701



- 10 gauge aluminum
- Large capacity scoop - move loose materials

### 8" X 8" ALL STEEL TAMP UT16200



- Heavy-duty steel head
- Welded steel - for maximum strength
- Balanced size and shape - for precise striking
- Secure grip - won't come off

## FREQUENTLY ASKED QUESTIONS

**Why boron steel?** Boron steel is a type of metal with high hardenability, meaning it can withstand high impact and wear. Boron is commonly used in agriculture industry for plowing disks as well as in the automotive industry for structural elements.

**Benefit of an extended socket?** Extending the blade socket increases the strength of the handle. It shortens the lever arm extending past the end of the socket, which increases the force the handle is subjected too.

**What does a riveted connection provide?** As wood dries or is subjected to various weather conditions, tools that are not riveted together can fall apart or heads can come loose.

**Why add grips on tools?** It provides better control of the handle when there is moisture present by either rain, sweat or oily conditions. Our grips are designed to optimal size to provide comfort to the user and reduce hand fatigue.